

Mastering Progress Rollbase

Inside and Out

Daniel Figucio
@dfigucio
22 April, 2015



About Me



- Progress
- Senior Solutions Engineer
 - Application Development and Deployment

About Me



- BSc (Syd)
 - CompSci, Pure Maths
 - Social Anthropology, Linguistics
- Most of a MComp (ANU)
 - Distributed Computing
 - Human Computer Interaction
 - Graphics

Agenda

- External Authentication
- Different Users, Different Jobs
- Organisational Structure Matters
- Storage
- Rapid Application Development Features

About Progress Rollbase®





- **Browser-based** Web and Mobile App development
- **80%** Click, **20%** Code
- **Reduce** development time and resource requirements
- **Simplify** application delivery and deployment
- **Accelerate** time-to-market



- Runs anywhere, **no vendor lock-in**
- **Integrates** out-of-the-box
- A **growing library** of pre-built sample applications
- Salesforce.com and Force.com **Migration**
- **Custom branding and App Store** for ISVs and Resellers

Core Rollbase Features






Fast Development



Open Deployment



Robust Integration



Easy Application Management



Mobile

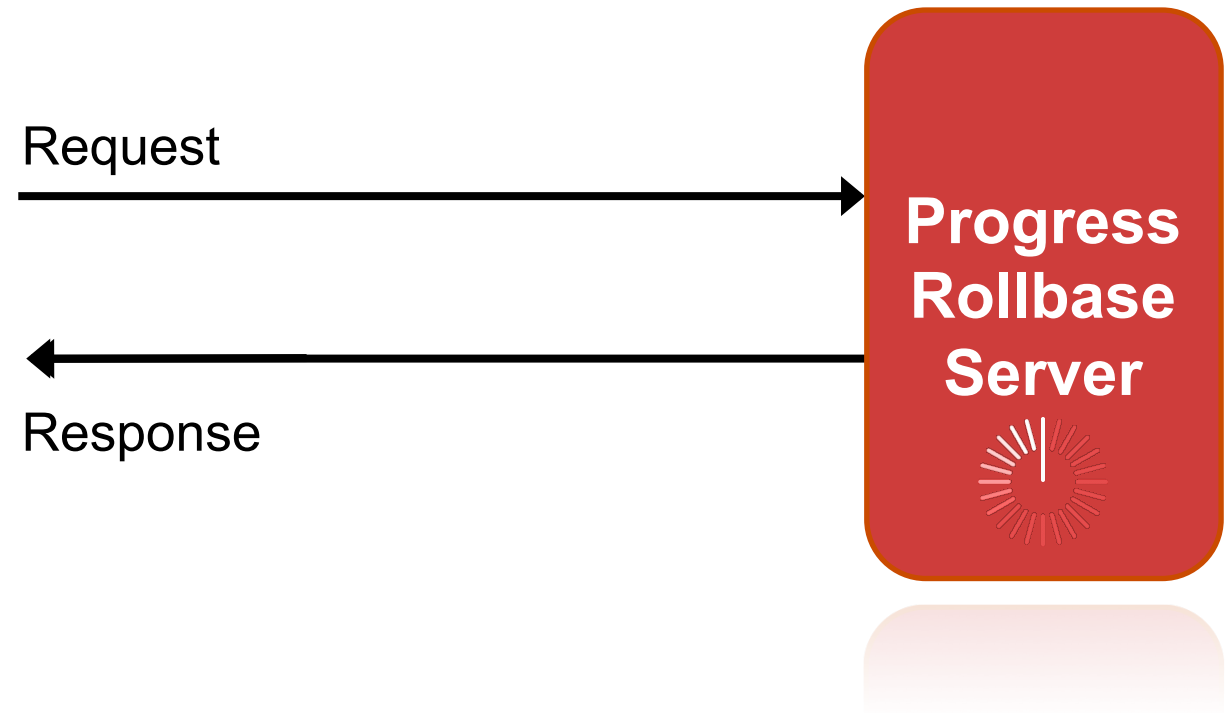
Part One

External Authentication, Roles and Permissions

External Authentication

Rollbase supports

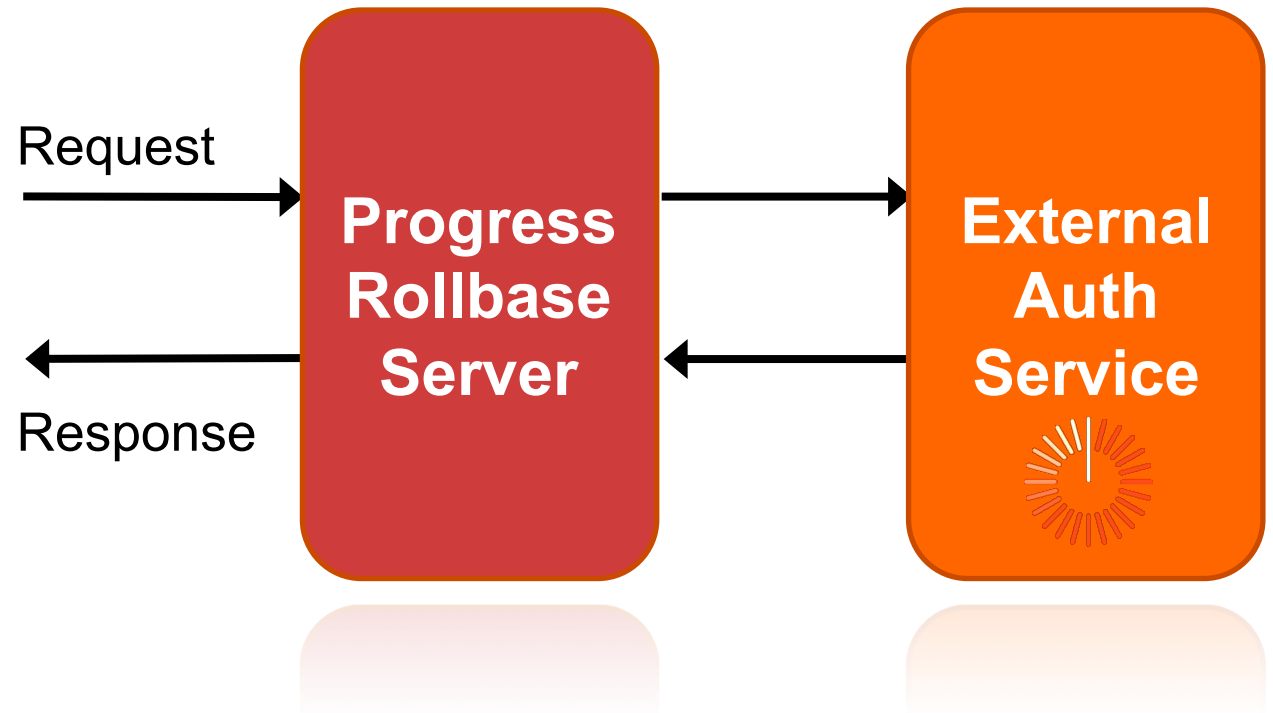
- Internal
 - Password
- External
 - LDAP
 - HTTP POST
 - HTTP GET
 - OpenEdge SPA



External Authentication

Rollbase supports

- Internal
 - Password
- External
 - LDAP
 - HTTP POST
 - HTTP GET
 - OpenEdge SPA



With External Authentication,
Rollbase **no longer** manages
users' passwords

Installs for External Authentication Using Progress OpenEdge

OpenEdge Library Folder

- certj.jar
- cryptoj.jar
- o4glrt.jar
- pscerts.jar
- RBSPAclient.1.0.0.jar
- Sslj.jar

Rollbase Library Folder

Progress\Rollbase\Pas_Instance\common\lib

- certj.jar
- cryptoj.jar
- o4glrt.jar
- pscerts.jar
- RBSPAclient.1.0.0.jar
- Sslj.jar

Should be already installed as part of
a private cloud deployment

Restart Rollbase.

Different Users, Different Jobs

Administrator	Full Access
Portal Visitor	Assigned to visitors of external-facing Portals
Query API	Used to check permissions in Query API calls
Record Creator	Pseudo-role granted to another user role

Different Users, Different Jobs

Administrator	Full Access
Portal Visitor	Assigned to visitors of external-facing Portals
Query API	Used to check permissions in Query API calls
Record Creator	Pseudo-role granted to another user role
Traveller	Can log and manage travel requests
Approver	Looks after travel requests lodged by Travellers

The “Record Creator” Role

- Pseudo Role
 - Applied on the top of a user
 - Provides specific permissions for records that user creates
 - Useful for relaxing strict permissions on such objects



Visitors to a "Travel Request"
Portal can create Travel
Request records, as well as
browse and manage a list of
requests

Visitors to a "Travel Request"
Portal can create Travel
Request records, as well as
browse and manage a list of
their own requests

Different Permission Types

- Component Level Permissions – Objects and Pages

Permissions Edit Permissions				
Location/Department/Function Permissions: NO				
User Roles				
Administrator	<input checked="" type="checkbox"/> View	<input checked="" type="checkbox"/> Create	<input checked="" type="checkbox"/> Edit	<input checked="" type="checkbox"/> Delete
AJAX API	<input type="checkbox"/> View	<input type="checkbox"/> Create	<input type="checkbox"/> Edit	<input type="checkbox"/> Delete
Headway User	<input checked="" type="checkbox"/> View	<input checked="" type="checkbox"/> Create	<input checked="" type="checkbox"/> Edit	<input checked="" type="checkbox"/> Delete
Record Creator	<input type="checkbox"/> View		<input type="checkbox"/> Edit	<input type="checkbox"/> Delete
Server API	<input type="checkbox"/> View	<input type="checkbox"/> Create	<input type="checkbox"/> Edit	<input type="checkbox"/> Delete
Portal Guest	<input type="checkbox"/> View	<input type="checkbox"/> Create	<input type="checkbox"/> Edit	<input type="checkbox"/> Delete
Portal User	<input type="checkbox"/> View	<input type="checkbox"/> Create	<input type="checkbox"/> Edit	<input type="checkbox"/> Delete
Individual Users				

Different Permission Types

- Permissions Through Relationships

Location/Department/Function Permissions: NO				
User Roles				
Administrator	<input checked="" type="checkbox"/> View	<input checked="" type="checkbox"/> Create	<input checked="" type="checkbox"/> Edit	<input checked="" type="checkbox"/> Delete
AJAX API Select All Select none	<input type="checkbox"/> View	<input type="checkbox"/> Create	<input type="checkbox"/> Edit	<input type="checkbox"/> Delete
Headway User Select All Select none	<input checked="" type="checkbox"/> View	<input checked="" type="checkbox"/> Create	<input checked="" type="checkbox"/> Edit	<input checked="" type="checkbox"/> Delete
Record Creator Select All Select none	<input type="checkbox"/> View		<input type="checkbox"/> Edit	<input type="checkbox"/> Delete
Server API Select All Select none	<input type="checkbox"/> View	<input type="checkbox"/> Create	<input type="checkbox"/> Edit	<input type="checkbox"/> Delete
Portal Guest Select All Select none	<input type="checkbox"/> View	<input type="checkbox"/> Create	<input type="checkbox"/> Edit	<input type="checkbox"/> Delete
Portal User Select All Select none	<input type="checkbox"/> View	<input type="checkbox"/> Create	<input type="checkbox"/> Edit	<input type="checkbox"/> Delete
Relationships between InAccount Voucher and User				
Users Select All Select none	<input type="checkbox"/> View		<input type="checkbox"/> Edit	<input type="checkbox"/> Delete
Individual Users Select User				

Different Permission Types

- User Hierarchy

Organization Settings

Department	<input type="text"/>	<input type="button" value="Q"/>	Direct Reports	<input type="text"/>	<input type="button" value="Q"/>
	<input type="button" value="X Regional Sales"/>				
Groups ?	<input type="text"/>	<input type="button" value="Q"/>	Approver ?	<input type="checkbox"/>	
Reports To	<input type="text"/>	<input type="button" value="Q"/>			

Different Permission Types

- Field Level Permissions

Fields						
New Field						
New Formula Field						
Action	Field Label ▲	Data Type	Integration Name	Def. Value	Text Index	Track Changes
Edit Events Permissions	Comments	Text Area	comment	<input type="checkbox"/>	<input type="checkbox"/>	<input type="checkbox"/>
Edit Permissions	Created At	Date/Time	createdAt	<input type="checkbox"/>	<input type="checkbox"/>	<input type="checkbox"/>
Edit Permissions	Created By	User Link	createdBy	<input type="checkbox"/>	<input type="checkbox"/>	<input type="checkbox"/>
Edit Del Clone Permissions	Delivered Items	Formula (Integer)	delivered_items	<input type="checkbox"/>	<input type="checkbox"/>	<input type="checkbox"/>
Edit Permissions	ID	Integer	id	<input type="checkbox"/>	<input type="checkbox"/>	<input type="checkbox"/>
Edit Validation Events Permissions	InAccount Delivery Reports	Lookup (InAccount Receiving Report)	R127296308	<input type="checkbox"/>	<input type="checkbox"/>	<input type="checkbox"/>
Edit Validation Events Permissions	InAccount Invoice	Lookup (InAccount Invoice)	R127296317	<input type="checkbox"/>	<input type="checkbox"/>	<input type="checkbox"/>
Edit Validation Events Permissions	InAccount Purchase Order	Lookup (InAccount Purchase Order)	R127296297	<input type="checkbox"/>	<input type="checkbox"/>	<input type="checkbox"/>
Edit Del Clone Permissions	Overdelivered Items	Formula (Integer)	overdelivered_items	<input type="checkbox"/>	<input type="checkbox"/>	<input type="checkbox"/>
Edit Validation Events Permissions	Reference	Record Name	name	<input type="checkbox"/>	<input checked="" type="checkbox"/>	<input type="checkbox"/>

LDF (Location, Department and Function) Permissions

- Allows modelling of permissions to match organizational structure
- Can handle complex organisational structures
 - Locations
 - Departments
 - Functions
- Uses the Organisation Management Application
- Uses **Groups** for access management

Adding LDF permissions to
large number of objects **may**
affect application's
performance.

How to Implement LDF Functionality

- **Install** the Organization Management Application
- **Create** records in the Location, Department and Function trees, as needed
- **Enable** Organization attributes on desired Objects
- **Assign** LDF attributes to your records
- **Define** Groups for your users and **assign** LDF attributes to them

1

2

3

4

5

LDF Demo



Part Two

Third Party Storage and Rapid Application Development Features

Third Party Cloud Services for Storage

- ISV or Private Cloud Users
- Configurable on a tenant by tenant basis
- Asynchronous movement
- Email reporting

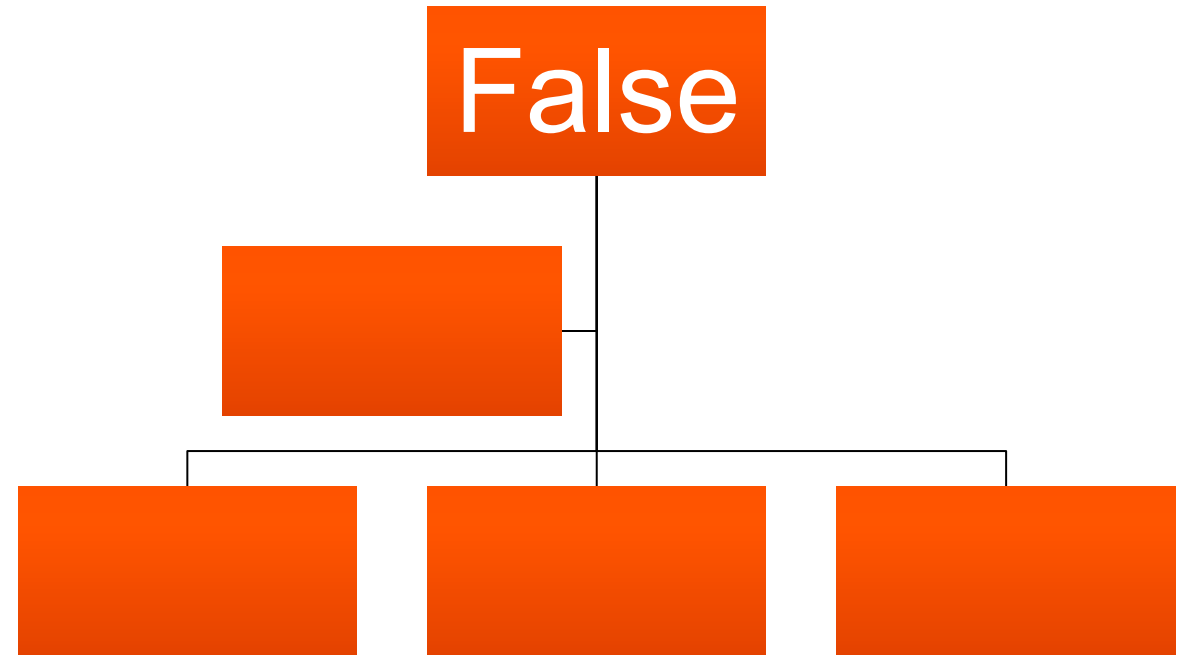


Rapid Application Development Features

- Mobile app development
- Backup
- Batch jobs
- REST/SOAP/AJAX APIs
- Triggers
- Workflows
- Reports
- Charts, gauges
- Templates
- Cloud data access through DataDirect Cloud

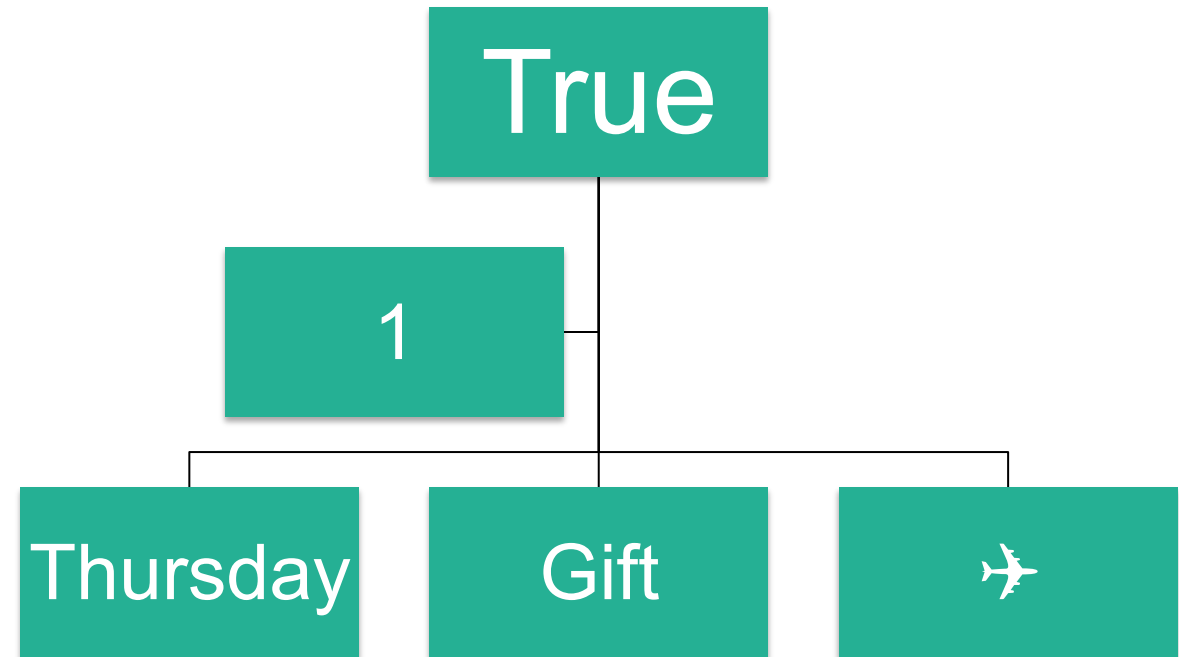
Triggers

- Data manipulation, notification and automated validation
- Some triggers are **dependent** on attributes, eg Workflow, or Audit
 - Or components – eg a Template, or a Conversion Map
 - Some triggers also have timing components – eg 'delays'

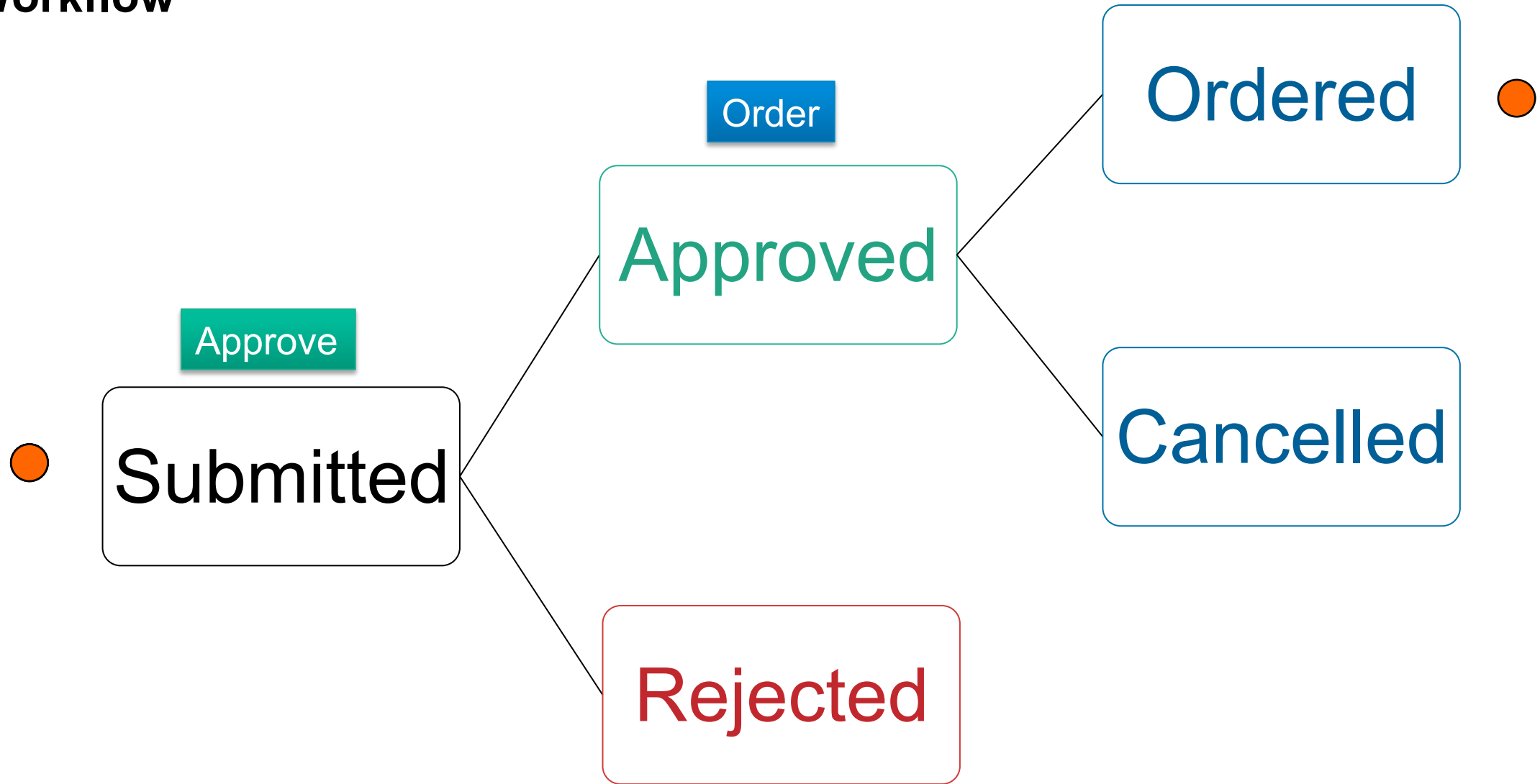


Triggers

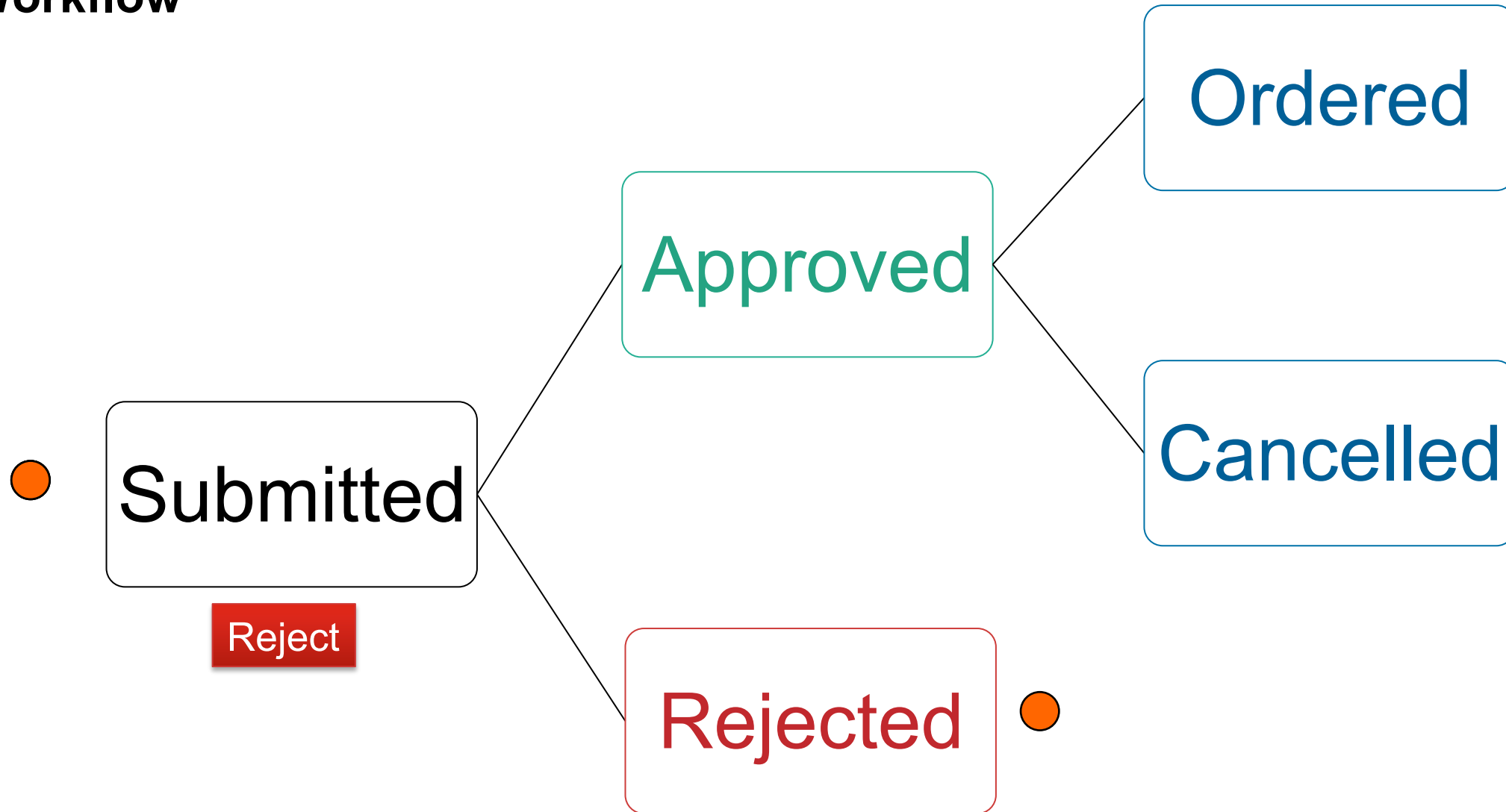
- Data manipulation, notification and automated validation
- Some triggers are **dependent** on attributes, eg Workflow, or Audit
 - Or components – eg a Template, or a Conversion Map
 - Some triggers also have timing components – eg 'delays'



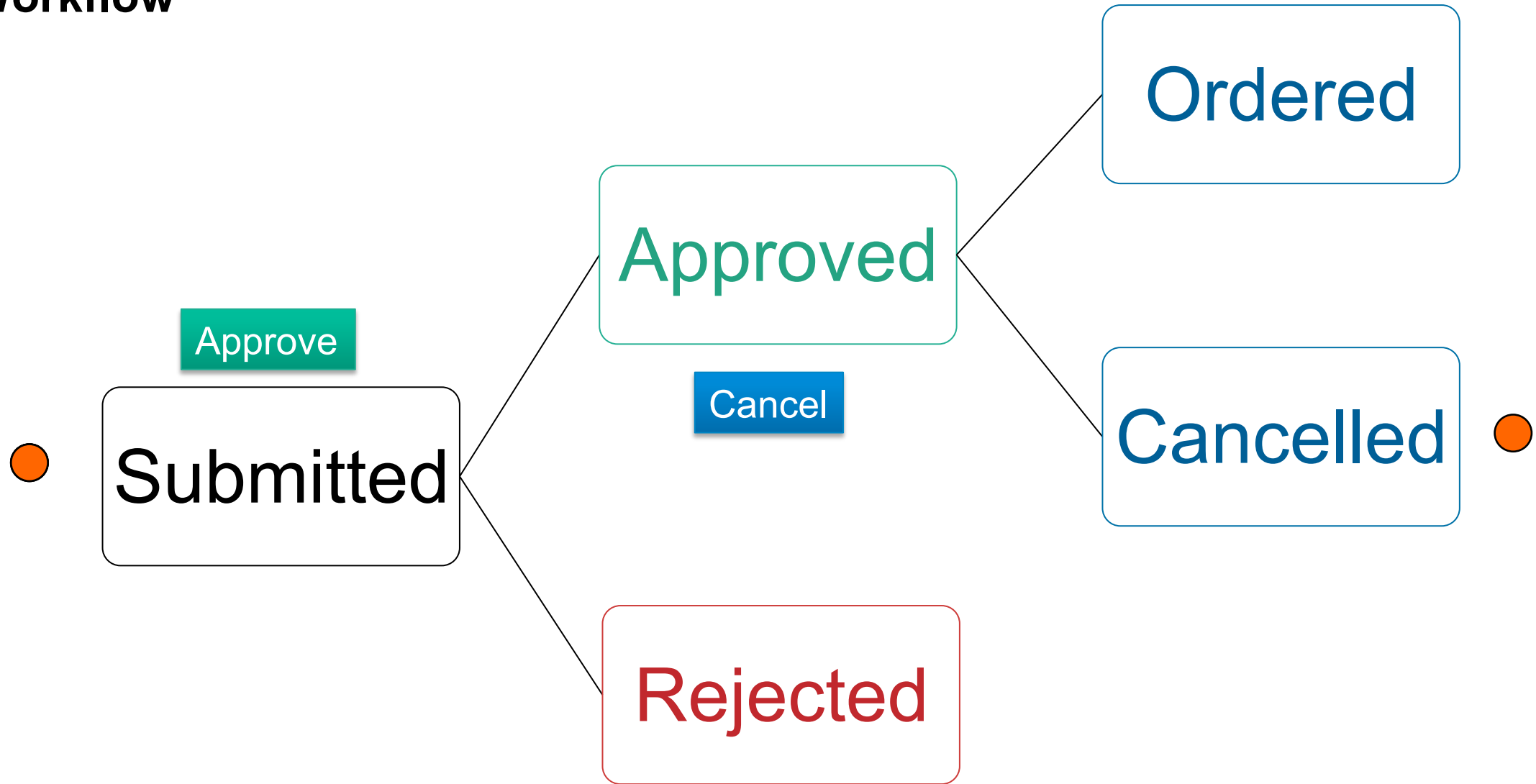
Workflow



Workflow



Workflow



Templates

```
<H2>
  <div style="color:purple;">
    {!R12546733.name}
  </div>
</H2>
{!R12546733.streetAddr1}<br/>
{!R12546733.streetAddr2}<br/>
{!R12546733.city} {!R12546733.state}<br/>
```

Templates

Sam's Fishing Supplies

Building 5

57 Davidson Road

LEURA NSW

Templates

Sam's Fishing Supplies

Building 5

57 Davidson Road

LEURA NSW

Purchase Order

PO Number 20150302

Date: March 3, 2015

Your Reference: Kingfish 48

Templates

Sam's Fishing Supplies

Building 5
57 Davidson Road
LEURA NSW

Purchase Order

PO Number 20150302

Date: March 3, 2015

Your Reference: Kingfish 48

Craig's Led Zeppelin Merchandise

Building 6
57 Davidson Road
LEURA NSW

Purchase Order

PO Number 20150303

Date: March 4, 2015

Your Reference: 181

Demo



Data-Driven Application Requirements for Connectivity



**Business Intelligence &
Analytics Applications**



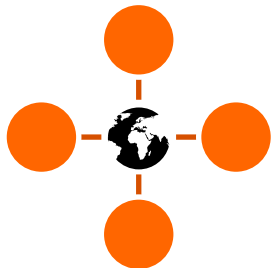
Web Applications



**Database Federation
Applications**



Business Applications



Data Integration



Mobile Applications

**High-performance
connectivity**

**Extensible to
additional data
sources**

**Single interface
regardless of data
source**


**Cloud/On-premise
data source access**

Connectivity across various data sources

[Relational Data]



[Big Data]



[On-Premise Data]



[Cloud Data]



[Data Warehouse]



[Marketing Operations Data]



[CRM Data]



Rapid Application Development Features

- Mobile app development
- Backup
- Batch jobs
- REST/SOAP/AJAX APIs
- Workflows
- Triggers
- Reports
- Charts, gauges
- Templates
- Cloud data access through DataDirect Cloud

Custom Development Toolkit

- **ISV** and **Private Cloud** customers can extend the native Rollbase capabilities
 - Custom Java-based Triggers
 - JSP pages
 - Custom Authentication methods



Your Feedback Matters

Best Tweets

2 Winners get a GoPro Hero 4 Camera worth USD 399 each!

#APJSPARK



Take 10 Surveys

2 Winners get a Microsoft Band worth USD 199 each!

Take 10 surveys and stand a chance in the lucky draw!

bit.do/apjspark





PROGRESS

